

Classroom Calendar



IMPORTANT NOTICE

Hi! Thank you for visiting MummysHomeschool.com and finding a resource you'd like to use.

The copyright to this file is the intellectual property of
Veezian Pte. Ltd.

This material may only be used in your home and/or classroom; not e-mailed, sold or posted on the Internet or other electronic conveyance in any form.

If you'd like to share, you may share the link to MummysHomeschool.com or to the page that hosts this file.
Please do not link directly to just the PDF file (i.e. the link that you're at now).

When you use this file, you are agreeing to these terms.
As educators, let's show a good example to our children / students by respecting intellectual property rights.

Cheers,
MieVee

P.S. If you notice a typo error, please drop me a note so that I can fix it.

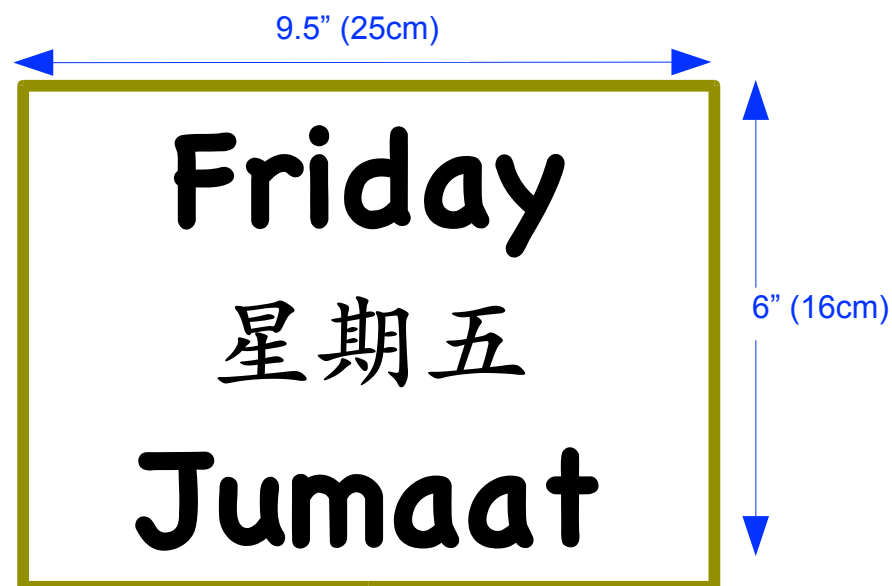
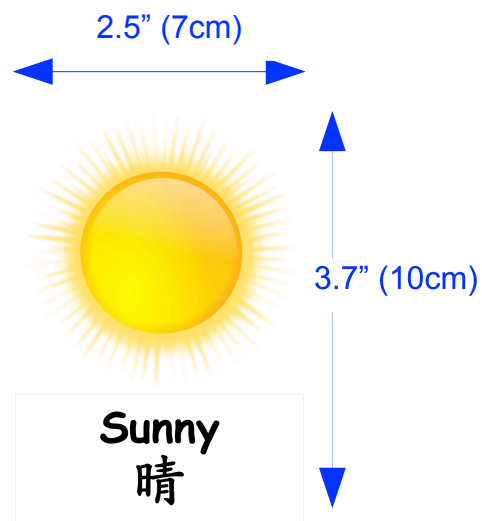
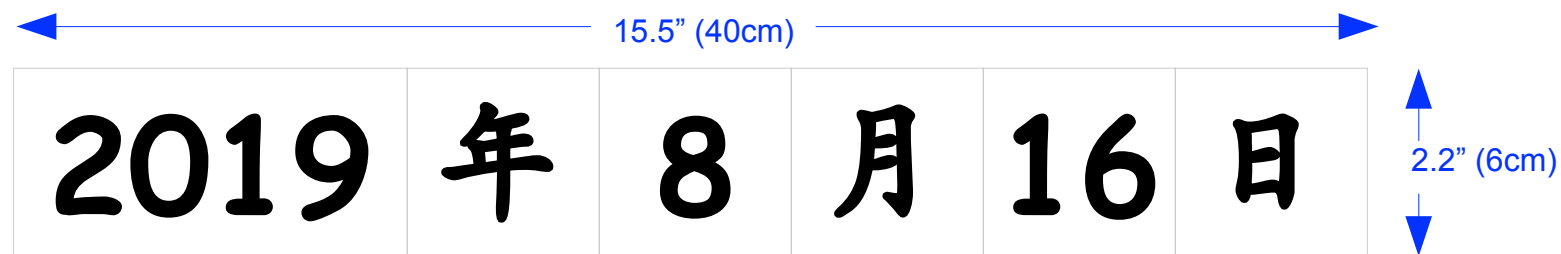
Website: <http://www.MummysHomeschool.com>
Credit: Images from OpenClipArt.org

Classroom Calendar – Printable

Features

- Date in English
- Date in Chinese (optional)
- Weather in English and Chinese (optional) – You may select multiple weather cards for the day.
- Hanyu pinyin is for teacher's reference. May write this behind card if needed.
- Day of the week in English, Chinese and Bahasa Malaysia (optional)

Sample Layout



Ways to Make Calendar

1 Velcro Dots

- Thick board with necessary velcro dots
- Stick velcro dots behind each card
- Pockets to hold unused cards
- Stick each day's cards onto board

2 Magnetic Strips

- Magnetic whiteboard
- Stick magnetic strip behind each card
- Pockets to hold unused cards
- Stick each day's cards onto board

3 DIY Pockets

- Magnetic whiteboard
- Make pockets by wrapping card stock in relevant sizes with plastic (*refer to dimensions in Sample Layout above*)
- Stick magnetic strip behind each pocket
- Stick each pocket onto magnetic board
- Pockets to hold unused cards

- Insert each day's cards into pockets

4 Blue / White Tac

- Whiteboard
- Stick relevant number of blue / white tac on magnetic board
- Pockets to hold unused cards
- Stick each day's cards onto board

5 Wall Chart with Slots

- Insert each day's cards into slots

1

2

3

4

5

6

7

8

9

10

11

12

13

14

15

16

17

18

19

20

21

22

23

24

25	26	27	28
29	30	31	

January

February

March

April

May

June

July

August

September

October

November

December

2019

2020

2021

2022

2023

2024

2019

2020

2021

2022

2023

2024

1

2

3

4

5

6

7

8

9

10

11

12

1

2

3

4

5

6

7

8

9

10

11

12

13	14	15	16
17	18	19	20
21	22	23	24

25

26

27

28

29

30

31

年

月


日

年 : nián (year)

月 : yuè (month)

日 : rì (day)

			
sunny 晴	cloudy 云	windy 风	rainy 雨
qíng	yún	fēng	yǔ



lightning

闪电


shǎn diàn



hazy

烟雾

yān wù



rainbow

彩虹

cǎi hóng

Sunday

星期日

Ahad

xīng qī rì

Monday

星期一

Isnin

xīng qī yī

Tuesday

星期二

Selasa

xīng qī èr

Wednesday

星期三

Rabu

xīng qī sān

Thursday

星期四

Khamis

xīng qī sì

Friday

星期五

Jumaat

xīng qī wǔ

Saturday

星期六

Sabtu

xīng qī liù